

Capital Bond Planning Committee

Meeting 1

EVERETT PUBLIC SCHOOLS

February 19, 2025





Welcome and Thank You

- Introductions
- CBPC Overview

Jim Dugan

Board of Directors Resolution 1317

- Review Board Directive
- CBPC guiding principles

Jim Dugan

Discussion

Jim Dugan

CBPC Schedule and Deliverable

Jim Dugan

Committee Discussion

- Open Floor Discussion

Committee

Enrollment & Capacity Presentation

Larry Fleckenstein

CBPC Small Table Exercise

Jim Dugan

Next Meeting: March 13, 2025

Jim Dugan

Homework

- Long-term Capital Bond Planning Cycle

Jim Dugan & Darcy Walker

Closing Comments

Jim Dugan





Capital Bond Planning Committee (CBPC)

- Jim Dugan, Parametrix
- Larry Fleckenstein, Chief Operating Officer
- Darcy Walker, Director, Facilities & Planning
- Dr. Peter Scott, Deputy Superintendent

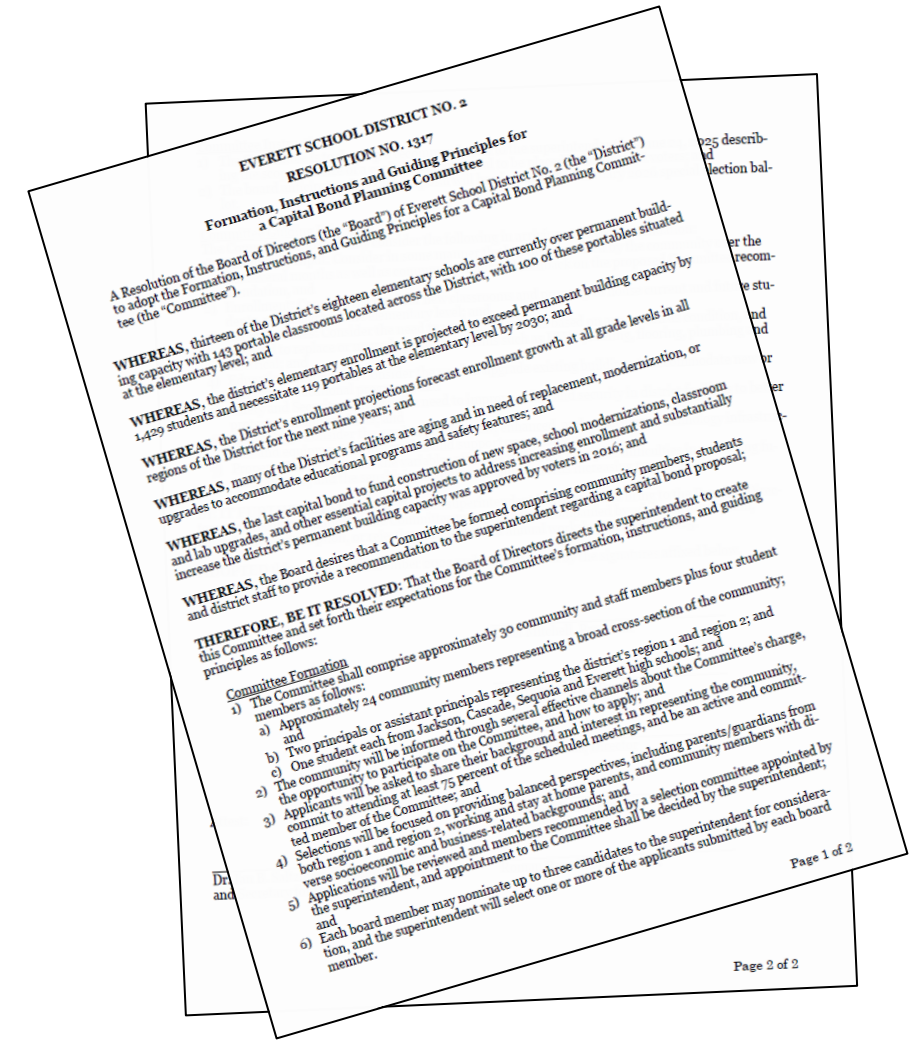
INSPIRE

ACHIEVE

THRIVE



- The Committee is to develop a recommendation to the superintendent by June 24, 2025 describing the scope, size, and timing of a capital bond proposal to be placed before district voters; and
- The board anticipates the bond proposal will be placed on an election ballot in 2026.





The Committee is to carefully consider the following in arriving at its recommendation:

1. **Community Input:** Consider in some manner the key themes raised by the community over the last several months as well as community input and feedback on the proposed Committee recommendation, and
2. **Enrollment:** Consider the need for new classrooms and property to house current and future students, particularly at the elementary level; and
2. **Aging Facilities:** Consider the need to modernize schools based on age as well as condition, and the need to replace or upgrade building systems such as HVAC, roofing, flooring, plumbing and electrical; and
3. **Educational Programs:** Consider the need to upgrade existing buildings to accommodate new or enhanced educational programs; and
4. **Safety and Security:** Consider the need to improve safety and security in district facilities to better protect staff and students; and
5. **Technology:** Consider the need to provide new, enhanced, and replacement technology infrastructure and equipment for instruction and support operations; and
6. **Property Taxes:** Consider the variables affecting future tax rates, the difficulties in predicting future tax rates, and the sensitivity of the community towards increasing tax rates.




January 2025	Capital bond committee formed
Feb – May 2025	Committee workshops
Apr – May 2025	Regional community engagement events
June 24, 2025	Committee recommendation to superintendent
August 2025	Board reviews superintendent's recommendation
Sept – Oct 2025	Board approves bond proposal
TBD 2026	Election



Committee Schedule


February 19, 2025	Committee meeting – CRC
March 13, 2025	Committee meeting – CRC
March 27, 2025	Committee meeting – CRC
April 24, 2025	Committee meeting – CRC
May 15, 2025	Committee meeting – CRC
April 3, 2025	Tour of EPS school sites (daytime)
April 30, 2026	Region 1 community engagement – North MS
May 6, 2025	Region 2 community engagement – Heatherwood MS

CBPC Proposed Schedule





- Committee open floor discussion





- Overview of facility needs
 - New schools and property
 - Modernizations of existing school buildings
 - Building system upgrades
 - Safety and security
 - Clean Buildings Act (CBA)
 - Site improvements
 - Technology equipment and systems





History of capital bond elections in EPS

Capital bonds passed

- 8 passed in 23 attempts since 1968 (35%)
- 5 passed in 10 attempts since 1990 (50%)

Capital bond elections since 2014

- 2014 Feb – **Failed** with 58.13% yes votes (\$259.4M)
- 2014 Apr – **Failed** with 58.58% yes votes (\$259.4M)
- 2016 Apr – Passed with 62.23% yes votes (\$149.7M)
- 2018 Feb – **Failed** with 55.44% yes votes (\$330.6M)
- 2020 Aug – **Failed** with 58.81% yes vote (\$317.4M)



History of capital levy elections in EPS

Capital levies

- 4 passed in 4 attempts since 1992 (100%)
- 1992 – 69.59 percent yes votes (\$15.0M)
- 2010 – 64.55 percent yes votes (\$48.0M)
- 2016 – 65.13 percent yes votes (\$89.6M)
- 2022 – 57.74 percent yes votes (\$325.5M)

Approval threshold for capital levies changed to simple majority in 2007





Bond and levy cycle 2006 - 2038

	2006	2008	2010	2012	2014	2016	2018	2020	2022	2024	Future Bonds and Levies						
	2006	2008	2010	2012	2014	2016	2018	2020	2022	2024	2026	2028	2030	2032	2034	2036	2038
Capital Bonds	X				OO	X	O	O			FB						
Capital Levies			X			X			X			FL			?		
General Fund Levies	X		XX		X		X		X		FL		FL		FL		

X = Approved

O = Not Approved

FB = Future Bond

FL = Future Levy

Future capital bond and levy
election dates have not yet been



1. The district's enrollment projections forecast **enrollment growth** at all grade levels in all regions of the district for the next nine years
2. The district's elementary enrollment is projected to exceed **permanent building capacity** by 1,429 students and necessitate 119 portables at the elementary level by 2030
3. Thirteen of the district's eighteen elementary schools are currently **over permanent building capacity** with 143 portable classrooms located across the district, with 100 of these portables situated at the elementary level
4. The **district's facilities are aging** and in need of replacement, modernization, or upgrades to accommodate educational programs and safety features



Major issues we will face over the next ten years

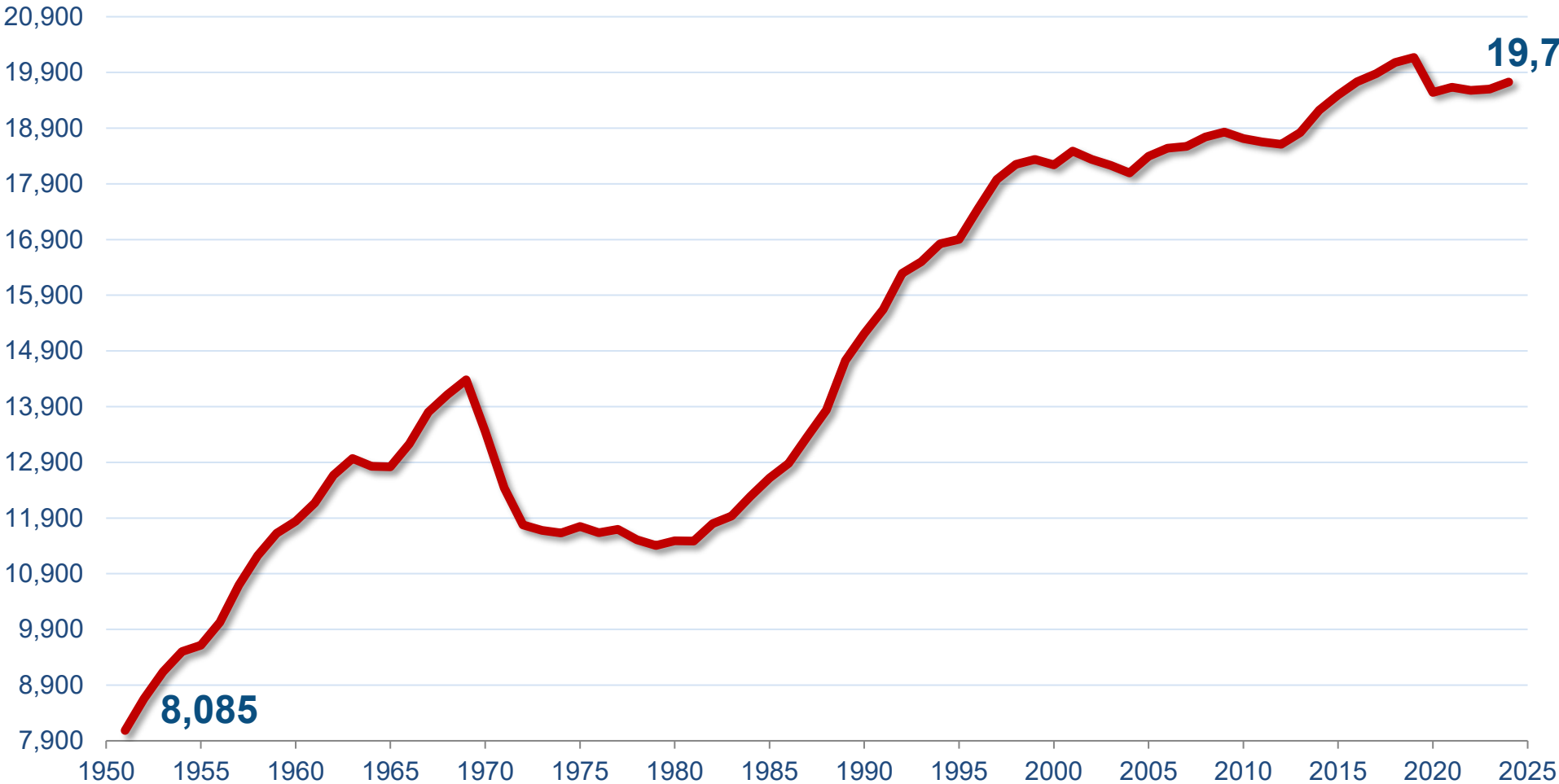
- Running capital bonds or levies that would...
 - Address increasing enrollment projections
 - Provide new and replacement technology
 - Replace aging building systems
 - Replace or modernize aging buildings
 - Build new space for students





Actual enrollment from 1951-2024

October 1, 2024
Enrollment





Kendrick	High Projection	19,857			
Kendrick	Medium Projection	19,645			
Kendrick	Low Projection	19,434			
OSPI		19,437	+290	+293	+82
Actual October 1, 2024 Enrollment		<u>19,727</u>			

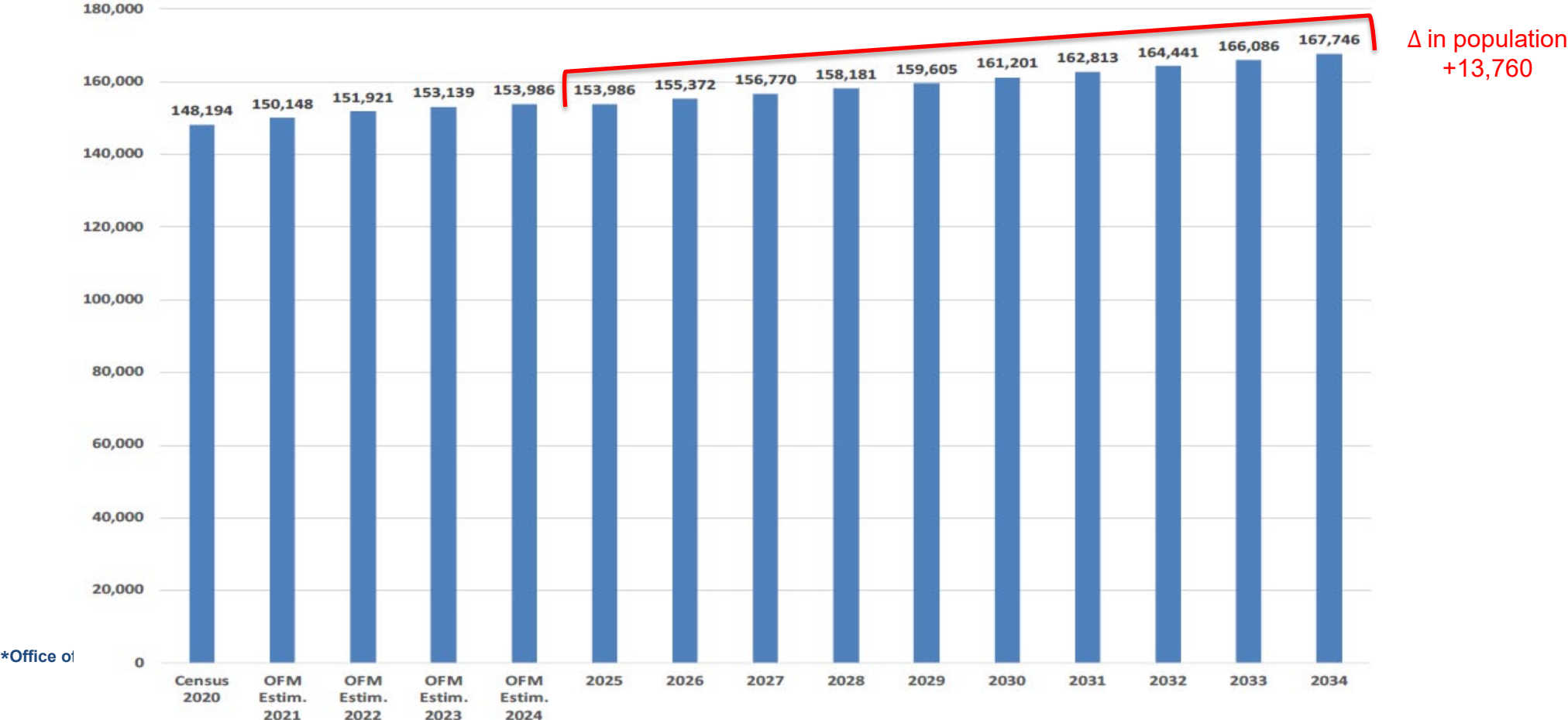




Local population forecast

Population forecast for Everett Public Schools 2025-2034

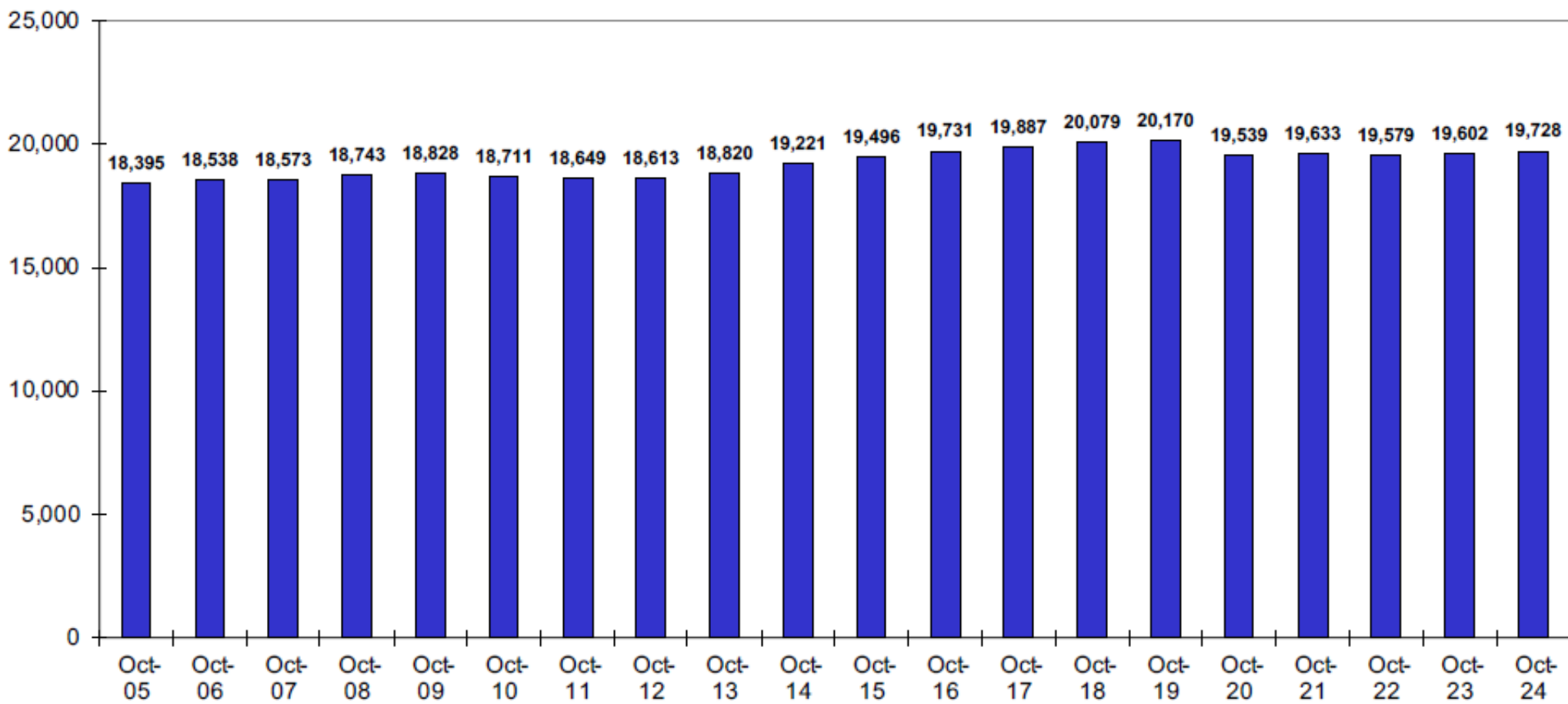
Based on forecasts by the Puget Sound Regional Council for neighborhoods in the district





District-wide enrollment

Everett Public Schools’ enrollments 2005-2024
(numbers may have changed since the original reporting date)





Long range projections

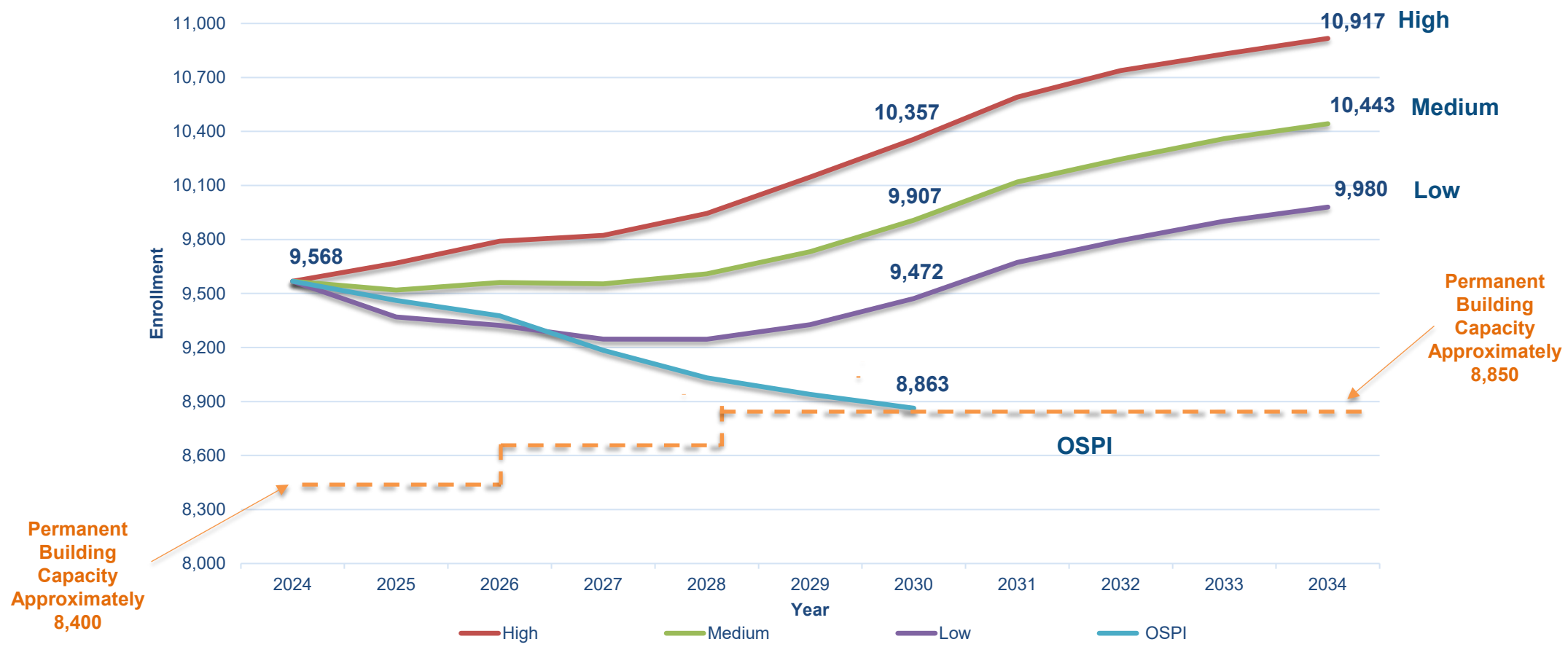
Ten-year enrollment projections (preliminary)

		Kendrick - Low		Kendrick - Medium		Kendrick- High	
	Actual 2024	Projected 2034	Ten-Year Change	Projected 2034	Ten-Year Change	Projected 2034	Ten-Year Change
Elementary	9,568	9,980	412	10,443	875	10,917	1,349
Middle	4,666	4,587	-79	5,020	354	5,499	833
High	5,493	5,311	-182	5,910	417	6,533	1,040
Total	19,727	19,878	-151	21,373	+1,646	22,949	3,222



Enrollment projections 2025-34

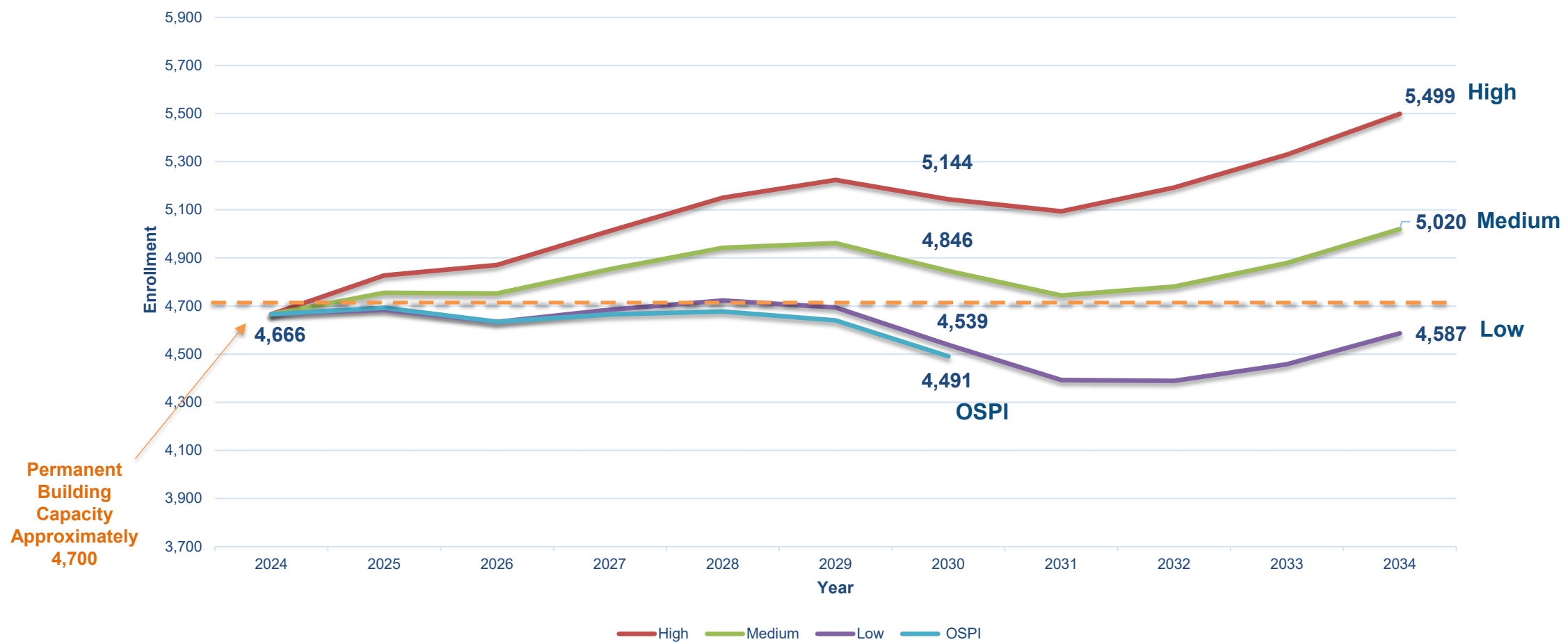
Elementary school





Enrollment projections 2025-34

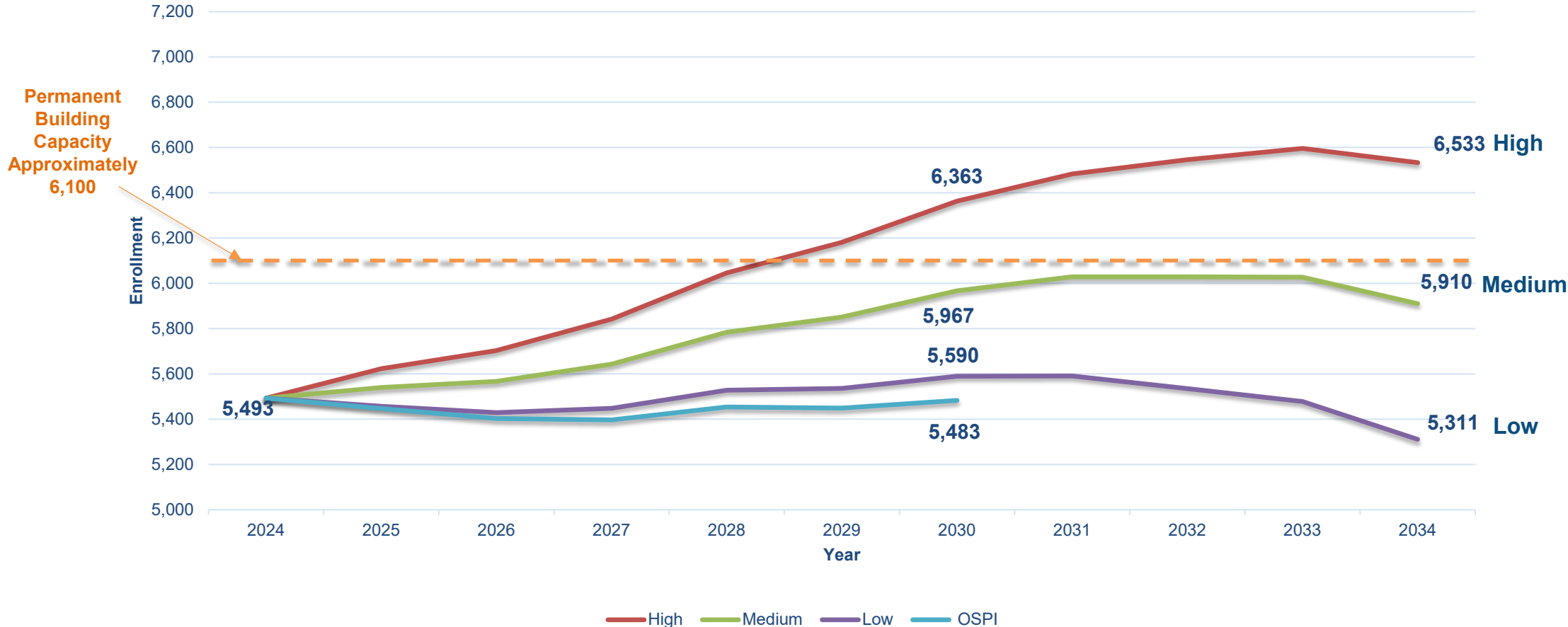
Middle school





Enrollment projections 2025-34

High school





Enrollments, capacities, and portables

- Enrollment (2024-25) compared to Permanent Building Capacity (PBC)
 - Elementary school enrollment is 1,099 over PBC
 - Middle school enrollment is 5 under PBC
 - High school enrollment is 594 under PBC
- Enrollment projected to increase about 1,646 students over next 10 years (medium range projection)
- We have 144 portables district-wide: 100 portables at elementary schools, 28 at middle schools and 16 at high schools
- We expect to spend \$5.9M over next 6 years and \$10M over next 10 years for portables





48-year modernization cycle

- Last updated in May 2024
- Twelve phases
- Four years per phase
- New construction not included

Phase	Name of School	Original Date Built	Date Modernized	Age at End of Phase
Phase I 2023 to 2029	Madison ES	2029		0
	Jackson ES	2027		1
	CHS Science Building	2029		0
	CHS Automotive Shop & Trades Bldg.	1965		64
	EHS Civic Auditorium/Cafeteria	1939	1982/2029	0
Phase II 2026 to 2030	Lowell ES	1951	1991	39
	Silver Firs ES	1988		42
	Heatherwood MS	1990		40
Phase III 2030 to 2034	EHS Vocational Building	1912	1980	54
	Athletics Building	1981		53
	Mill Creek ES	1988		46
	CHS Gymnasium	1961	1982	52
	EHS Science Building	1989		45
Phase IV 2034 to 2038	Everett HS Commercial Building	1915	1991	43
	Gateway MS	1993		45
	Everett HS Main Building	1910	1995	43
Phase V 2038 to 2042	Cedar Wood ES	1991		47
	Jackson HS	1994		48
Phase VI 2042 to 2046	Hawthorne ES	1952	1992	54
	Penny Creek ES	1998		48
	Sequoia HS	1926	1994	52
	Memorial Baseball Stadium	1951	1998	48
Phase VII 2046 to 2050	Eisenhower MS	1971	2006	44
	Evergreen MS	1958	1999	51
Phase VIII 2050 to 2054	Cascade HS	1961	2000	54
	Maintenance Facility	2003		51
	Emerson ES	1957	2006	48
Phase IX 2054 to 2058	Garfield ES	1946	2009	49
	Jefferson ES	1964	2011	47
	Monroe ES	2012	2012	46
	Forest View ES	2007		51
Phase X 2058 to 2062	View Ridge ES	2013	2013	49
	Whittier ES	1949	2011	51
	Central Bus Facility	2005		57
	Lively Environmental Center	2009		53
	Silver Lake ES	1959	2009	53
Phase XI 2062 to 2066	EHS Little Theater	1924	2009	57
	EHS Gymnasium Building	1969	2014	52
	Tambark Creek ES	2019		47
	Community Resource Center		2014	52
Phase XII 2066 to 2070	North MS	1981	2019	51
	Woodside ES	1981	2020	50



Committee small table exercise





Homework

- Previous capital measures projects ([website](#)) and long-term capital bond planning cycle





Thank you!

**Next meeting:
March 13**

